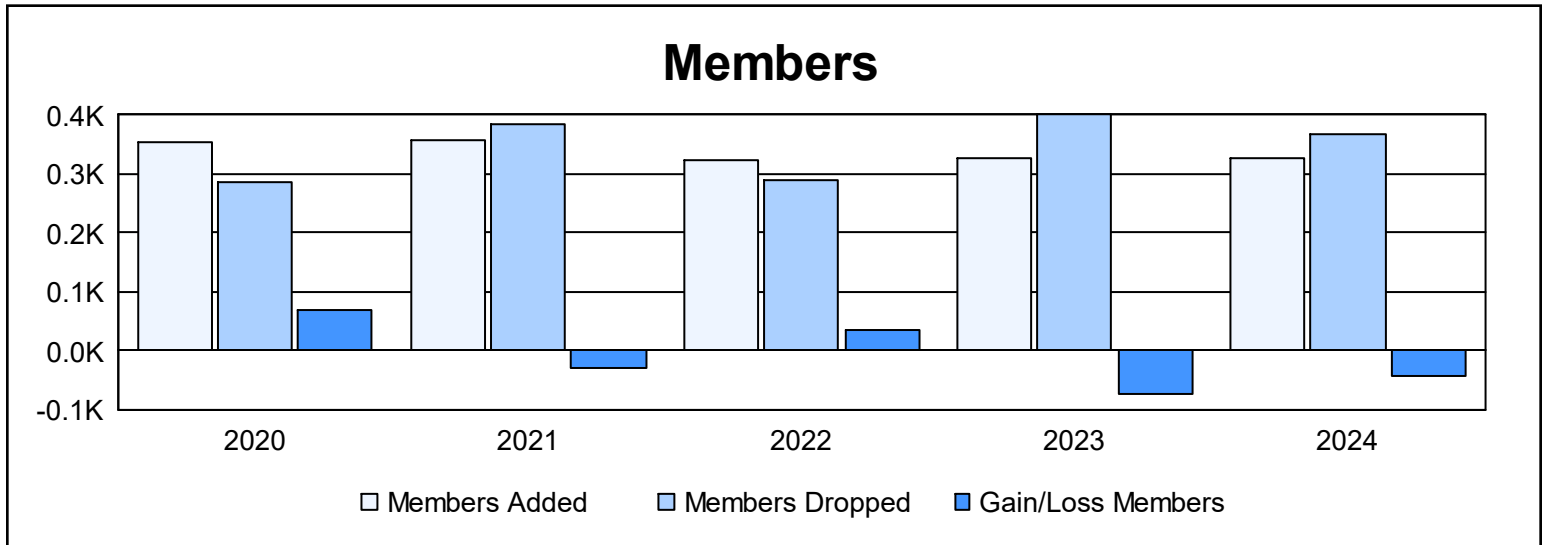
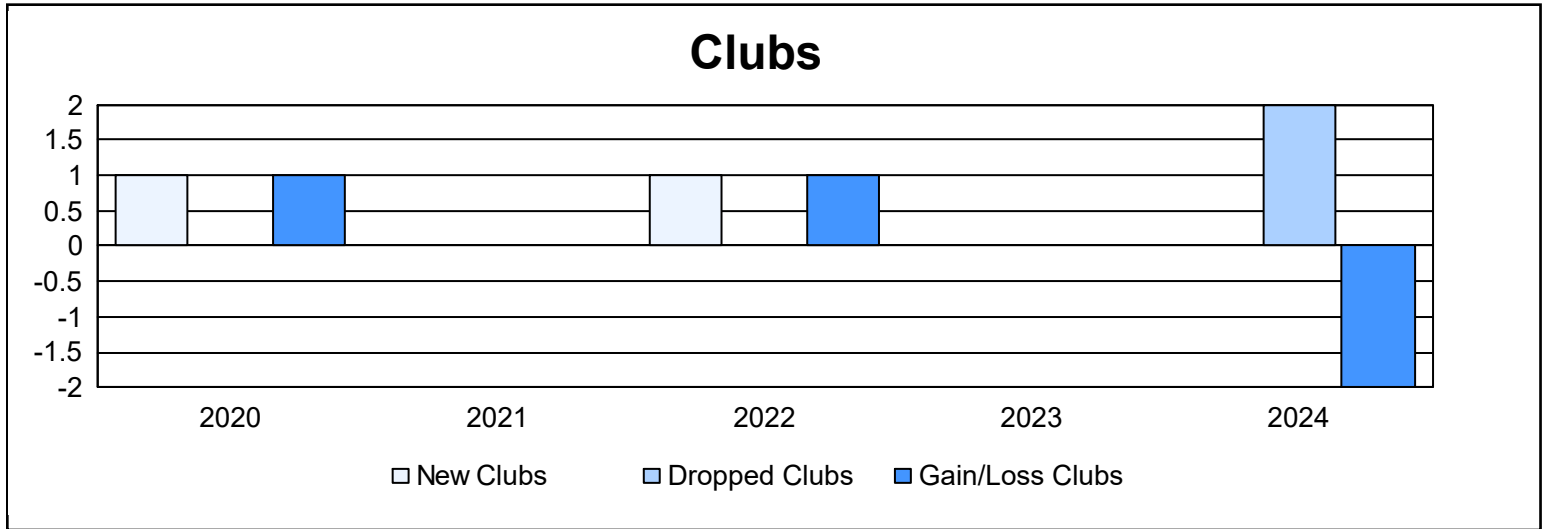
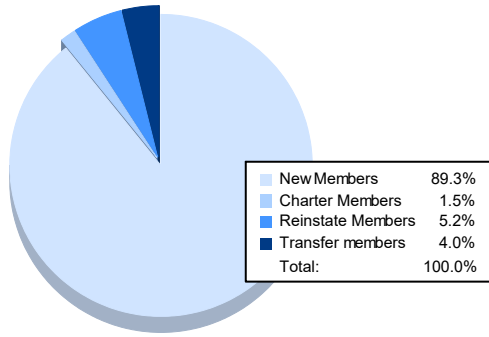


Year	New Clubs	Dropped Clubs	Gain/ Loss Clubs	New Members	Charter Members	Reinstate Members	Transfer Members	Total Member Added	Total Members Dropped	Gain/ Loss Members
2019-2020	1	0	1	285	33	25	12	355	285	70
2020-2021	0	0	0	331	2	15	8	356	386	-30
2021-2022	1	0	1	249	44	24	6	323	289	34
2022-2023	0	0	0	299	5	15	9	328	400	-72
2023-2024	0	2	-2	291	5	17	13	326	368	-42
<b>Average</b>	<b>0</b>	<b>0</b>	<b>0</b>	<b>291</b>	<b>18</b>	<b>19</b>	<b>10</b>	<b>338</b>	<b>346</b>	<b>-8</b>



### Membership Composition June 2024 Cumulative



### Gender Composition June 2024 Cumulative

